

# Contents



## Narrative Texts

Overview			2
Unit 1	Text type features		3
Reading 1	The little bird	Fable	4
Fast pass to Narrative Texts			7
Writing 1		Fable	8

## Information Texts

Overview			10
Unit 2	Text type features		11
Reading 2	Steve's story	Contents page	12
Unit 3	Text type features		15
Reading 3	Sorry, we're closed	Notice	16
Fast pass to Information Texts			19
Writing 2		Contents page	20
Writing 3		Notice	22

## Exchanges

Overview			24
Unit 4	Text type features		25
Reading 4	Hello from Paris	Postcard	26
Unit 5	Text type features		29
Reading 5	A new book	Interview	30
Fast pass to Exchanges			33
Writing 4		Postcard	34
Writing 5		Interview	36

## Explanatory Texts

Overview			38
Unit 6	Text type features		39
Reading 6	All about zebras	Fact sheet	40
Fast pass to Explanatory Texts			43
Writing 6		Fact sheet	44

1	Meeting a Cat	Story	46
2	The Thing I Do Every Evening	Personal recount	48
3	An Accident on the Beach	Story	50
4	My holiday	Letter	52

Proofreading 1-2			54
Word Bank			56

# Unit 1

## Text type features: Fable

Read the fable below.

### Language features

Use phrases like 'Once upon a time' or 'Long, long ago' to start a fable.

Characters in fables are often animals. These animals can talk like people.

The ending teaches us something right.

### Structure

Title: tells readers the main idea of the fable

Introduction: start of the story

Body of the story: the problem

Ending: a lesson or a moral

### A lazy ant

A long, long time ago, there is a lazy little ant. Day after day, the ant does not work.

When winter is here, everyone is at home and has food. The little ant is hungry.



He asks, 'Can I have some food?' His angry father says, 'No, you can't, because you did not work.'

The little ant goes out to find food. The wind is strong. He cannot find anything.

He says sorry to his father and promises to be hard-working.

# Reading 1

## The little bird

sample



### Reading passage

Josie reads a fable.



Once upon a time, there is a little bird, Kiki. She doesn't listen to her parents. Kiki flies away in the morning and comes back late at night.

Papa and Mama worry about Kiki every day.

One day, the sky turns dark. The winds become strong. 'A storm is coming. We need to hide,' Papa says. The birds leave without Kiki.

When Kiki flies home, she cannot find her family. She cries. Suddenly, Mama comes out and says, 'Stop crying and come with me!' Together they fly to somewhere safe. Kiki promises to be a good child.



#### Writing level up: Making it interesting

- Add dialogues (what the characters say) to make the fable more interesting.



## A. Multiple-choice questions

Choose the correct answers by blackening the circles.


1. Kiki is \_\_\_\_\_.

- A. naughty
- B. rude
- C. unkind
- D. lazy

2. When does Kiki come home?

- A. 8 a.m.
- B. 1 p.m.
- C. 5 p.m.
- D. 9 p.m.


3. What is the weather like?



A.



B.



C.



D.

4. What can we learn from this fable?

- A. We must hide when there is a storm.
- B. We need to listen to our parents.
- C. Birds are afraid of storms.
- D. We cannot cry when we get lost.

## B Comprehension questions

Answer the questions.

1. There is a storm. What do the birds have to do?

The birds have to \_\_\_\_\_.

2. Who waits for Kiki? Answer in a complete sentence.

\_\_\_\_\_

3. What does Kiki promise to do? Answer in a complete sentence.

\_\_\_\_\_

## C Vocabulary build-up

Fill in the blanks with the words in the passage.

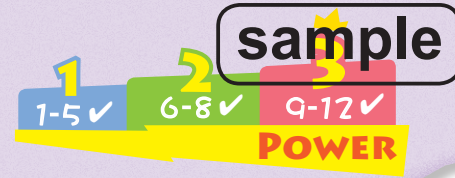
Long, long ago, there is a mouse and a snail. They don't like each other. So they have a race.

On the day of the race, Mouse runs very fast. After a while, the sky turns ① \_\_\_\_\_ and it rains. 'Oh no! I need to ② \_\_\_\_\_ in this hole.' Then, Snail walks past, he's all wet. Mouse shouts, 'Snail, come in! It's ③ \_\_\_\_\_ here.'

So they stay in the hole until the ④ \_\_\_\_\_ is over. They become friends and ⑤ \_\_\_\_\_ not to have a race any more.

# Reading 2

## Steve's story




### Reading passage

Ken is reading the contents page of a book.

## Steve - My Story

### Contents

CHAPTER	TITLE	PAGE
1	About my family	1
2	Going to school	4
3	My favourite food	9
4	Fun at the zoo	12
5	My hobbies	19
6	Milo, my puppy	22



#### Writing level up: Writing titles

- The title of a chapter or a book is the main idea. It should tell readers what it is about.
- Keep the title simple. Do not write sentences.



## A. Multiple-choice questions

Choose the correct answers by blackening the circles.

1. This book is about Steve's \_\_\_\_\_.

- A. storybook
- B. family
- C. school
- D. life

2. Ken can find this picture in the chapter called \_\_\_\_\_.

- A. My favourite food
- B. Going to school
- C. My hobbies
- D. Fun at the zoo



3. Which picture can Ken find in Chapter 4?



A.



B.



C.



D.

4. 'I love to play tennis!' Ken can find this sentence on \_\_\_\_\_.


- A. page 4
- B. page 9
- C. page 19
- D. page 22

You are Annie. You are writing a story about Tommy and his friend.

You are Annie. Look at the pictures and write the story in about 25 words.

- You may use the words in the boxes to help you.
- What happens in the end? Finish the story.

1



walk

2



lie

3



hurt

4





Date: \_\_\_\_\_

**Objectives of the task**

1. Describe a situation.
2. Use dialogue to make the story more vivid.

### Meeting a cat

Tommy and his friend John

---

---

---

---

---

---

---

---

---

---

---

---

---

---

---

---

---

---

---

---

---

---

---

---

**C** Where are Tommy and John?

**C** How is the weather?

**C** What do Tommy and John see?

**L** Use the simple present tense to tell a story.

**L** Add dialogue or thoughts to make the story more interesting and lively.

**C** What do Tommy and John do?

### Proofreading my writing

- I always check for spelling mistakes after writing.
- I use the simple present tense to write my story.
- I use the given words under the pictures to help me write.
- I write in the order of how things happened.



I finished this writing!

# Proofreading 1

Read the sentences. Correct the underlined parts and write the correct words in the blanks.

e.g. Irene can play a piano. the

1. The computer room is in the second floor. \_\_\_\_\_

2. Are there a garden at your school? \_\_\_\_\_

3. You mustn't sit still in the classroom. \_\_\_\_\_

4. Keep quite in the library. \_\_\_\_\_



5. Toilets are on the forth and fifth floor. \_\_\_\_\_




6. Ted goes to school by foot. \_\_\_\_\_

7. Miss Chan teach us Chinese. \_\_\_\_\_

8. I have two brother and three sisters. \_\_\_\_\_

9. I am hungry. I want to drink something. \_\_\_\_\_

10. Mum buys some cherryes from the market. \_\_\_\_\_



# 目錄

# 2A



✓  
預備計劃

閱讀 - 寫作策略 Q & A **2**

✓  
實行計劃

20 星期爆分計劃介紹 **3**

20 星期爆分計劃流程建議 **5**

20 星期爆分訓練計劃表 **6**

✓  
完成計劃

20 星期爆分訓練 Checklist **10**

寫作評分準則 **12**

答案詳解 **14**



# 20 星期 爆分計劃 流程建議



STEP

1

## 編排學習計劃

參考「20 星期爆分訓練計劃表」，家長引導子女編訂學習進度。

## 建立閱讀知識

編排特定時間完成《JumpStart Read and Write Power Pack》的閱讀理解練習，訓練閱讀能力，加強對文體的認識。

STEP

2

STEP

3

## 完成寫作練習

完成閱讀理解練習，掌握文體知識後，再完成《Power Pack》內相應的寫作練習，鞏固所學。

## 高階測考訓練

完成《Power Pack》內針對測考題型的「Exam-type writing」，而家長可先透過左頁 QR codes 與子女重温文體特色，並鼓勵子女記錄完成練習的日期。

STEP

4

STEP

5

## 試題實戰演練

完成計劃內的學習內容後，可嘗試做《Power Pack》內的改錯練習，並進而挑戰另附的測考試卷。





20 星期

# 爆分訓練計劃表

sample



## WEEK 1



★ Narrative Texts Overview + Text type features: Fable + Reading 1 (Fable) + Fast pass to Narrative Texts

\_\_\_\_ 月 \_\_\_\_ 日

## WEEK 2

★ Writing 1 (Fable)

\_\_\_\_ 月 \_\_\_\_ 日

## WEEK 8

★ Exam-type writing 2 (Personal recount)

\_\_\_\_ 月 \_\_\_\_ 日

## WEEK 7

★ Exam-type writing 1 (Story)


\_\_\_\_ 月 \_\_\_\_ 日



## WEEK 9

★ Proofreading 1

\_\_\_\_ 月 \_\_\_\_ 日





# 20爆分訓練

## 星期 Checklist

- ✓ 配合《JumpStart Read and Write Power Pack》2A，整個學習計劃涵蓋以下文體。
- ✓ 按照「20 星期爆分訓練計劃表」完成練習，並填寫下面的學習紀錄。
- ✓ 發現對某個文體掌握較弱，就要重溫「Text type features」的知識了。

Week	範疇 / 文體	Power Pack 練習 完成時間	實力儲備
1	Reading 1: Fable	<input type="text"/> __月__日	
2	Writing 1: Fable	<input type="text"/> __月__日	
3	Reading 2: Contents page	<input type="text"/> __月__日	
4	Writing 2: Contents page	<input type="text"/> __月__日	
5	Reading 3: Notice	<input type="text"/> __月__日	
6	Writing 3: Notice	<input type="text"/> __月__日	
7	Exam-type writing 1	<input type="text"/> __月__日	
8	Exam-type writing 2	<input type="text"/> __月__日	
9	Proofreading 1	<input type="text"/> __月__日	____分
10	Test	<input type="text"/> __月__日	____分

閱讀-寫作

高手排行榜



微高手

1-3個最高實力指數



小高手

4-7個最高實力指數



# 2A 答案詳解

## Reading 1 The little bird

### 文體速遞

**Fable**(寓言故事)是一種有教訓或道德說教的短故事。故事角色通常是動物，如：烏龜和兔子。

#### A Multiple-choice questions

1. A      2. D      3. C      4. B

### 解題特訓

1. Kiki 不聽父母的話而令他們擔心，她很頑皮。
2. Kiki 很晚才回家。四個選項中，只有選項 D 的時間屬於夜晚。
3. 天色很暗和很大風，但文中沒有提及有雨，雷電或彩虹。

#### B Comprehension questions

1. hide/fly to somewhere safe
2. Mama waits for Kiki.
3. Kiki/She promises to be a good child.

### 解題特訓

2. 小鳥媽媽在 Kiki 回家迷路時出現。

#### C Vocabulary build-up

1. dark      2. hide      3. safe
4. storm      5. promise

## Fast pass to Narrative Texts

#### A

1. D      2. A      3. B      4. C

#### B Tick the correct answers

2. ✓      4. ✓

## Writing 1 Fable

(Suggested answers)

The greedy dog

Long, long ago, there was a dog called Bobby. One day, he holds a bone in his mouth. When he crosses the river, he sees another dog in the water with a bone.

Bobby wants to get that bone too. He opens his mouth and barks at the dog in the water. The bone falls into the river. He loses the bone. He feels sorry. He learns not to be greedy anymore.

### 寫作攻略

- 用圖畫下方詞語來形容每幅圖
- 根據圖畫描寫寓言故事，並為寓言故事編寫結尾

### 詞匯升級

可活用以下詞語來豐富寫作內容

- 形容詞 careful, selfish
- 名詞 jaw, reflection
- 動詞 swim, whine

## Reading 2 Steve's story

### 文體速遞

**Contents page**(目錄頁)列出一本書包含的部分，並把部分出現的頁數列出。我們可在書的開首找到目錄頁。

#### A Multiple-choice questions

1. D      2. A      3. B      4. C

### 解題特訓

2. 相片中有蛋撻，即食物的一種。
4. Steve 說他喜歡打網球，這是他的興趣。我們可以在 Chapter 5 第 19 頁閱讀有關他的興趣。

#### B Comprehension questions

1. page 1      2. Milo
3. There are six chapters in this book.

### 解題特訓

1. 我們可以在第一章中讀到 Steve 的家庭，而第一章從第一頁開始。

#### C Vocabulary build-up

1. title      2. pages      3. favourite
4. hobbies      5. puppies

## Reading 3 Sorry, we're closed

### 文體速遞

**Notice**(告示)是用作提供指示及資訊。告示通知人們關於活動的詳情、建議及重要資訊。

#### A Multiple-choice questions

1. A      2. D      3. B      4. B

### 解題特訓

1. 從店鋪名稱可以知道，Lucky Bakery 是麵包店。他們會出售麵包。

JumpStart Read and Write

Primary 2

First Term

General English Test

Name : \_\_\_\_\_ ( )

Marks : \_\_\_\_\_ / 100

Class : \_\_\_\_\_

Extra credit \_\_\_\_\_ / 4

Date : \_\_\_\_\_

Parent's signature : \_\_\_\_\_

⌚ Time allowed: 40 minutes

**A** Fill in the blanks with 'must' or 'mustn't'. (12 marks @2 marks)

e.g. You must follow the school rules.

- In the library, you \_\_\_\_\_ keep quiet.
- I \_\_\_\_\_ brush my teeth before sleep.
- Your brother is sleeping. You \_\_\_\_\_ shout.
- A lot of people are waiting. You \_\_\_\_\_ queue up.
- You \_\_\_\_\_ spit on the ground.
- We \_\_\_\_\_ run around in the classroom.

**B** Fill in the blanks with 'in' or 'on'. (8 marks @2 marks)

This is my school. My classroom is e.g. \_\_\_\_\_ on \_\_\_\_\_ the second floor. The playground is ① \_\_\_\_\_ the ground floor. We can play basketball ② \_\_\_\_\_ the playground. ③ \_\_\_\_\_ the first floor there is a computer room. We have computer lessons ④ \_\_\_\_\_ the computer room.