

Contents

Unit	Theme	Page
	Warming up	4
1	Capital letters, full stops and question marks	6
2	Subject pronouns with verbs: <i>be</i> and <i>have</i>	10
	Self-assessment quiz 1	14
3	Instructions	18
4	Singular and plural nouns	22
	Self-assessment quiz 2	26
5	<i>This</i> and <i>that</i>, <i>these</i> and <i>those</i>	30
6	Adjectives of size	34
	Self-assessment quiz 3	38
	Grammar for fun	42
	Vocabulary list	44



Warming up


Knowing names

Here are some names for boys and girls. Put the names in the correct boxes.

Mark	David	Alice	Tony
Kate	Mary	Peter	Lucy
Jane	Mike	James	May

Names for boys

Harry		



Names for girls

Amy		

Knowing your classroom

Circle the things you can see in your classroom.

e.g.



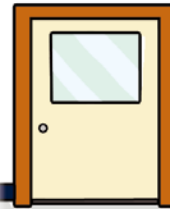
a book

1.



an elephant

2.



a door

3.



bananas

4.



a toy train

5.




a pencil

6.



a computer

7.



a sofa

8.



a chair

9.



a pen

10.



a car

11.



a window

12.



a hamburger

13.



a ruler

14.



a bed



Unit 2



Grammar explained

A Personal pronouns with the verb 'be'

We use personal pronouns and the verb **be** (is/am/are) to talk about people and things.



Try it yourself

A. Match each pronoun with the verbs on the right.

e.g. I

1. You

2. He / She / It

3. We

4. They

is


am

are

Date: _____

B Personal pronouns with the verb 'have'

We use personal pronouns and the verb **have** (have/has) to talk about the things people or animals own or the features they have.

**Try it yourself**

B. Match each pronoun with the verbs on the right.

e.g. I

1. You

2. He / She / It

3. We

4. They

has

have

Self-assessment quiz 2

A. Look at the pictures. Complete the instructions with the words in the box. Use 'Don't' where necessary. (6 marks, @1 mark)

be close open run sit talk




_____ your book,
please.




_____ late, please.



_____, please.



_____ down,
please.



_____ the window,
please.



_____ in the library,
please.

B. Circle the nouns in the box. (8 marks, @1 mark)

1. man	2. see	3. leg	4. car	5. put
6. name	7. Tom	8. listen	9. home	10. go
11. door	12. please	13. Hong Kong	14. run	15. sit

C. What are the plural forms for these things? Write the correct words on the lines. (6 marks, @1 mark)

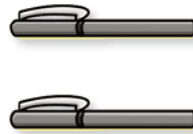
1.



book



2.



pen



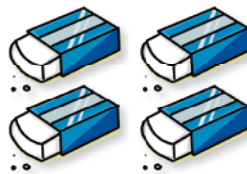
3.



pencil




4.



eraser




5.



ruler



6.



timetable



Grammar for fun



A. Read these descriptions. As you read, pick the pictures that match the person.

1. I am Cherry.

I have small hands.

I have small feet.



a



b




c



d



e



f



2. I am Mr Ling.

I have glasses.

I play the guitar.



3. I am Nick.

I have big feet.

I play tennis.



B. Read the example. Look at the pictures and write four sentences using one word from each of these columns.

e.g. **I** is long student.

1. **He** am big hair.

2. **She** have seven feet.

3. **It** has a years old. →

4. **They** has one sister.

e.g. I am seven years old.



1. He _____.

2. She _____.



3. It _____.

4. They _____.



sample

JUMPSTART *Grammar Powerhouse*

Grammar for Communication

Grahame and Angie Bilbow

1^A

Unit 3



Work it out

Draw your own signs and fill in the instruction under each sign using the verbs in this box.

eat



drink

pick

run

swim

stand



e.g.



Don't pick the
flowers, please.

1.



Don't _____, please.

2.



Don't _____, please.

3.



Don't _____, please.

4.




Don't _____, please.

5.



Don't _____, please.

**Be a communicator**

Look for examples of signs in the street that tell you what you can and can't do.

