

Contents

Unit	Theme	Page
	Warming up	4
1	Instructions; Object pronouns: it/them; want to	6
2	Nouns: countable and uncountable	10
	Self-assessment quiz 1	14
3	There is/are; Prepositions with dates and times	18
4	Phrases of quantity; some/a lot/any	22
	Self-assessment quiz 2	26
5	Yes/no questions; Question words	30
6	Connectives: and/but/or	34
	Self-assessment quiz 3	38
	Grammar for fun	42
	Vocabulary list	44



Warming up

Review: Simple present tense vs present continuous tense

In Primary 2, we learned about two important tenses in English: the simple present tense and the present continuous tense. Let's review by reading the following conversation between Tom and Simon.

Tom: Hello Simon.

Simon: Hi Tom.

Tom: Do you want to come to my house to play?

Simon: Sorry, Tom. I am playing online now, and I am watching a video on my computer, too.

Tom: Oh. What about Friday?

Simon: Sorry. I play tennis every Friday.

Tom: What about Saturday?

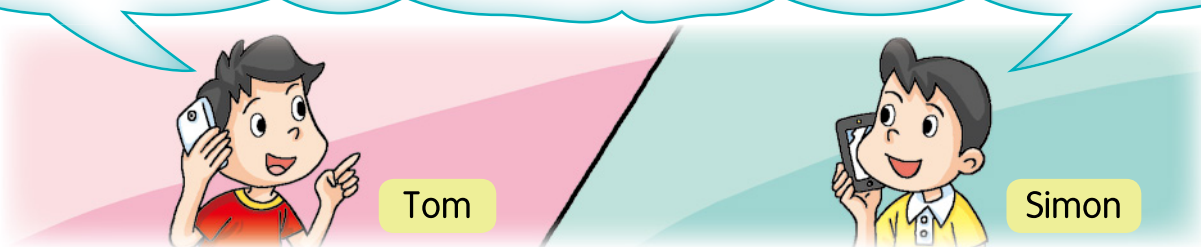
Simon: I go to Chess Club on Saturday morning. Then I take the dog for a walk in the afternoon. What about Saturday evening?

Tom: Oh no. Sorry. I visit my grandparents every Saturday evening.

Simon: What about Sunday morning?


Tom: Yes, that's OK. How about ten o'clock?

Simon: That's fine. See you then!




A. Decide who owns each schedule.

1



This is _____ schedule.

2



This is _____ schedule.

B. Read the conversation again. Use the verbs in the box to write down in the table what Tom and Simon do and what they are doing. You may use the same verb twice.

go play talk walk watch

Simple present tense: what they do

What does Tom do?
He visits his grandparents on Saturdays.
What does Simon do?
He plays tennis on Fridays.
1. He _____ on Saturday mornings.
2. He _____ on Saturday afternoons.

Present continuous tense: what they are doing

What is Tom doing now?
He is talking to Simon.
What is Simon doing now?
3. He _____ to Tom.
4. He _____ online.
5. He _____ a video.



Unit 1

Grammar explained (1): Instructions

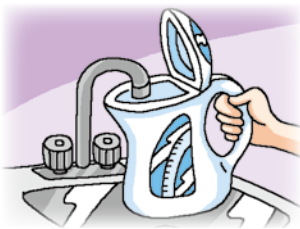
We use **verbs** to give **instructions**. There is no subject pronoun (e.g. You) in instructions.

Close the door.



When we give sets of instructions, we join them together. We use **ordinal numbers** (first, second, third, etc.) or words like **first**, **next**, **then** and **finally** to talk about the order in which we do things.

Making a cup of chocolate drink



First, **boil** water in a kettle.



Next, **put** chocolate powder in a cup.



Then, **pour** boiling water into the cup.



Finally, **stir** the chocolate drink and enjoy!

Grammar explained (2): Object pronouns: it/them

We use pronouns to replace nouns in a sentence. When the noun is the subject of a sentence, we use subject pronouns. When the noun is the object of a sentence, the pronoun that replaces it is an **object pronoun**.

Subject		Object
Tom	plays with	his dog.
= He	plays with	it .
Subject pronoun		Object pronoun


Subject		Object
Jane	eats	noodles.
= She	eats	them .
Subject pronoun		Object pronoun

Date: _____

Grammar explained (3): want to



I **want to** buy a book.
(I am thinking of buying a book.)



He **wants to** play Chinese chess.
(He is thinking of playing Chinese chess.)



She **wants to** go to the café.
(She is thinking of going to the café.)

Try it yourself

A. Circle all the words in this box that we use for instructions.

door

go

sit

read

drive

stand

chair

first

paper

take

leg

get on

head

pen

walk

ride

run

then

Self-assessment quiz 2



A. Look at the mistakes that are underlined in these sentences. Write the correct words in the boxes on the right. (7 marks, @1 mark)

1. I can meet you on 3 o'clock.
2. I see my dad in Monday.
3. Her birthday is at July.
4. I do my homework on the evening.
5. They play tennis at Friday.
6. We go to bed on 9 o'clock.
7. I see my uncle in Chinese New Year.

B. Fill in the blanks with the correct prepositions. (9 marks, @ 1 mark)

The English Club is going to organise two activities ❶ _____ the summer. The first activity is 'Reading for Fun'. It is ❷ _____ the second of July, ❸ _____ three ❹ _____ five in the afternoon. We first read a story together, and ❺ _____ half past four, we perform a play.

The second activity is 'Singing Aloud'. We relax and sing English songs ❻ _____ the evening ❼ _____ half past six ❽ _____ eight o'clock. Come and join us ❹ _____ the second of July!

C. Complete these phrases of quantity. (8 marks, @1 mark)

1. a _____ of crisps



2. a _____ of pizza



3. a _____ of chocolates



4. a _____ of hot water



5. a _____ of orange juice



6. a _____ of cake



7. a _____ of cola



8. a _____ of sweets



Grammar for fun



Go shopping

Use a dice to move round this board. Have a conversation with the people in the shops you visit. Here is the conversation in the bakery.

A: I want to buy some cream cakes, please.
B: How many cakes do you want to buy?
A: Twelve, please.

Start

Bakery
Cream cakes
(Twelve)

Fast food shop
French fries
(One)

Back two spaces

Bookshop
Comics
(Three)

Gift shop
Gift cards
(Ten)

Back one space

Sweet shop
Chocolates
(Four)







Café
Coffee
(One)

Supermarket
Noodles
(Six)

Forward one space

Date: _____

Complete the conversation below. Make sure you use the correct question words and phrases of quantity.

1.  A: I want to buy _____, please.
B: _____ do you want to buy?
A: _____
2.  A: I want to buy _____, please.
B: _____ do you want to buy?
A: _____
3.  A: I want to buy _____, please.
B: _____ do you want to buy?
A: _____
4.  A: I want to buy _____, please.
B: _____ do you want to buy?
A: _____
5.  A: I want to buy _____, please.
B: _____ do you want to buy?
A: _____
6.  A: I want to buy _____, please.
B: _____ do you want to buy?
A: _____


sample

JUMPSTART

Grammar Powerhouse

Grammar for Communication

Grahame and Angie Bilbow

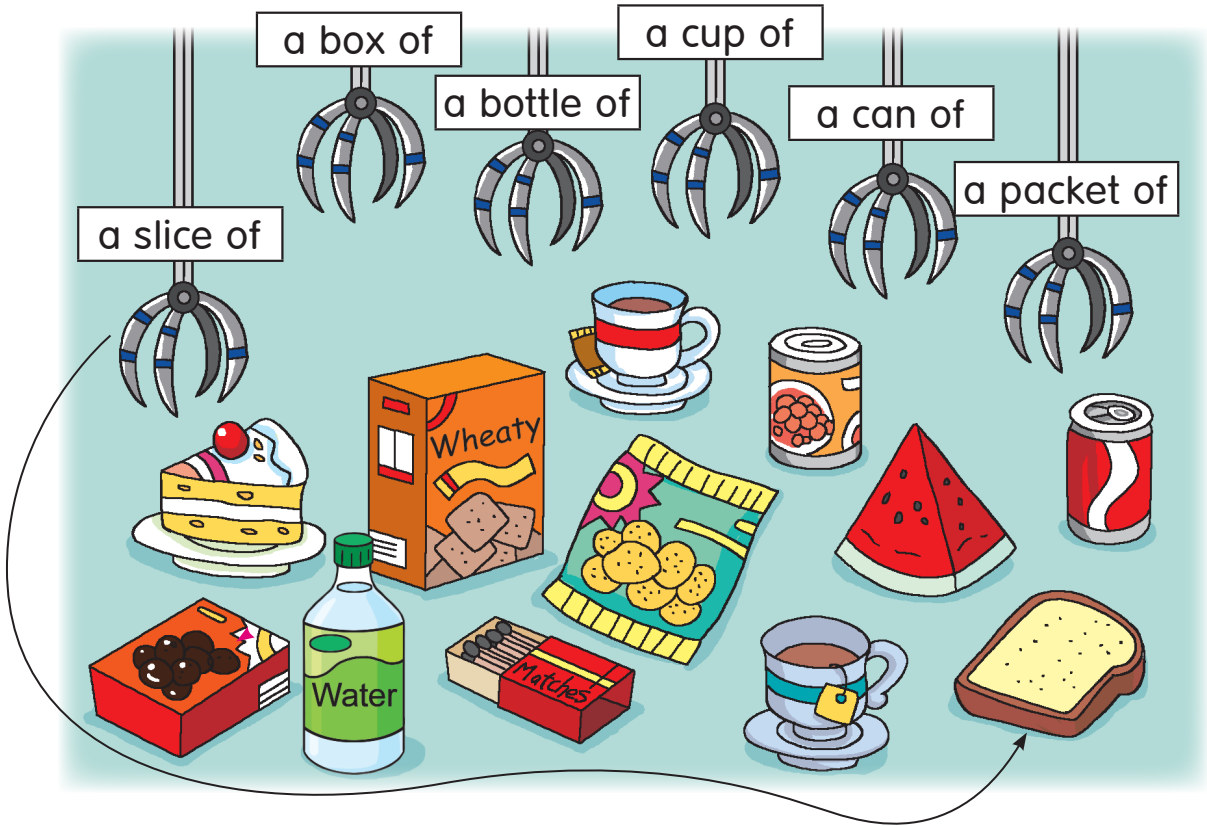


3^A

Unit 4

Work it out

Look at this picture. Link each of the things in the picture to the correct phrase of quantity with a line.



Be a communicator

Look at the things in your fridge at home. Can you use the correct phrases of quantity with all the things in the fridge?

