

# Contents

| Unit                          | Text Type / Theme   | Learning Focus  | Page |
|-------------------------------|---|---|------|
| 1 Listening 1                 | Announcements   | • Listen for the accurate information in announcements  | 2    |
| 2 Listening 2                 | Conversations   | • Listen for the correct information in conversations   | 4    |
| 3 Listening 3                 | Riddles; Poem   | • Learn to write down key words with symbols  | 6    |
| 4 Listening 4                 | Conversations   | • Listen for food names   | 8    |
| 5 Advanced Listening 1        | Announcements   | • Listen for the details of events and people in a fun fair   | 10   |
| 6 Advanced Listening 2        | Conversation  | • Listen for the accurate information in a conversation   | 12   |
| 7 Reading and Writing 1       |  Play<br> Story                       | • Comprehend a play<br>• Think outside the box to write creatively  | 14   |
| 8 Reading and Writing 2       |  Menu; Coupons<br> Letter             | • Understand the information on a menu<br>• Extract key words from coupons<br>• Make good use of guiding questions                | 18   |
| 9 Reading and Writing 3       |  Book cover; Contents page<br> Letter | • Learn the characteristics of book covers and contents pages<br>• Use mind maps to organise ideas                                | 22   |
| 10 Reading and Writing 4      |  Riddles; Poster<br> Story            | • Make reasonable guesses at riddles<br>• Comprehend the content and the format of a poster<br>• Enrich stories with more details | 26   |
| 11 Advanced Reading 1         |  Invitation card; Letter   | • Read the invitation card<br>• Comprehend a personal letter  | 30   |
| 12 Advanced Reading 2         |  Comic; Poem   | • Link the pictures and the content in a comic<br>• Analyse a poem  | 33   |
| 13 Speaking 1                 | My Favourite Toys   | • Pronounce words ending in 'ing'<br>• Give personal opinions about toys  | 36   |
| 14 Speaking 2                 | At a Bus Stop   | • Describe people's actions and things in a picture with the correct tense  | 38   |
| 15 Speaking 3                 | My Meals  | • Pronounce long and new words<br>• Describe personal experiences of having meals   | 40   |
| 16 Speaking 4                 | Eating in a Fast Food Shop  | • Describe the actions of people and things in a picture with a wide variety of vocabulary  | 42   |
| 17 Skills of Expressing Ideas | Expression of Personal Experiences; Picture Description   | • Learn the techniques in answering questions<br>• Learn the skills to give vivid descriptions                                    | 44   |



# Listening I

sample

## Before Listening

When listening to an announcement, try to look out for the following information:

1. Who it is for / from
2. The topic of the event
3. The place of the event
4. The time of the event (i.e. date, day)

### Part 1 (CD Track L01)

**May and her classmate, Candy, are listening to the announcement at recess.**

Listen to the announcement.

Choose the best answer by blackening the circle.

1. What time does the football practice start?

- |                                 |                                 |
|---------------------------------|---------------------------------|
| <input type="radio"/> A. 4 a.m. | <input type="radio"/> B. 5 a.m. |
| <input type="radio"/> C. 4 p.m. | <input type="radio"/> D. 5 p.m. |

2. The dance show is on \_\_\_\_\_.

- ☐ A. Tuesday
- ☐ B. Thursday
- ☐ C. Saturday
- ☐ D. Sunday

3. May wants to watch the dance show. She can get free tickets from \_\_\_\_\_.

- |                                     |                                      |
|-------------------------------------|--------------------------------------|
| <input type="radio"/> A. Miss Chan  | <input type="radio"/> B. Miss Chung  |
| <input type="radio"/> C. Miss Cheng | <input type="radio"/> D. Miss Cheung |

4. Where is the School Hall?

☐ A. 1/F

☐ B. 2/F

☐ C. 3/F

☐ D. G/F

**Part 2** (CD Track L02)

***May and Candy are listening to another announcement at lunchtime.***

**Listen to the announcement.**

**Choose the best answer by blackening the circle.**

1. Which floor has water supply now?

☐ A. the ground floor

☐ B. the second floor

☐ C. the third floor

☐ D. the fourth floor

2. What does the teacher ask the students to do?

☐ A. do not use the toilets

☐ B. line up

☐ C. use the staircases

☐ D. call their parents

3. The tuck shop is **NOT** selling \_\_\_\_\_ now.

☐ A. drinks

☐ B. potato chips

☐ C. noodles

☐ D. chicken wings

4. May has a question about the special announcement. Where can she go?

☐ A. the Staff Room

☐ B. the School Office

☐ C. the Playground

☐ D. the School Hall





## Part 1A

*Benny is reading a play about two farmers.*

Read the first part of the play.

### The Farmer's Helpers

#### Settings

Peter's farm, David's farm

#### Characters

Peter, David, Cock

---

*(In Peter's farm)*

Narrator: Peter has a big farm. The cows give him milk.  
The land gives him rice. One day, some thieves  
steal his cows and some mice eat his rice.

Peter: I need some helpers to look after my farm. I can  
get some helpers from David's farm.

*(In David's farm)*

Narrator: Peter goes to David's farm. He wants to get four  
helpers.

Peter: What can you do for me?

Cock: Cock-a-doodle-doo!

Peter: *[Happy]* You have a loud voice. You can tell us  
there are strangers. Let me give you some rice!

Narrator: Besides the cock, Peter also takes a cat, a dog  
and a pig back to his farm.

5

10

15

20

Choose the best answer by blackening the circle.

1. Why does Peter keep cows?

- ☐ A. to get meat                      ☐ B. to get milk
- ☐ C. to get rice                        ☐ D. to get butter

2. Who steals the rice from Peter?

- ☐ A. the cock                            ☐ B. some thieves
- ☐ C. some mice                        ☐ D. the pig


3. Where does Peter get the four animals?




☐ A.



☐ B.



☐ C.



☐ D.


4. What is the cock good at?

- ☐ A. keeping quiet                      ☐ B. shouting
- ☐ C. barking                              ☐ D. running

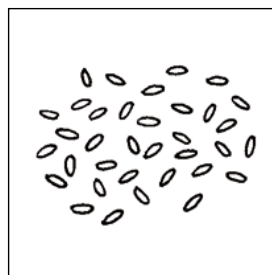
5. What does Peter give to the cock?




☐ A.



☐ B.



☐ C.



☐ D.

## Part 2

*Benny thinks that pigs are useful and helpful. He wants to make the pig do something for Peter. He is writing a good ending for the story.*

Help Benny complete his story in about 25 words.

Try to write a happy and funny ending for the story.



## Before Writing

Do not think of what a pig always is and does. Think creatively and positively about what a pig can be and can do. For example:

1. A pig can be funny, lovely, smart or brave.
2. A pig can do tricks, eat bad insects or drive away cockroaches.

### Suggested vocabulary:

hear trick fence funny dance name like

1.



2.



3.



4.



The pig wants to make his owner happy. \_\_\_\_\_

---



---



---



# Speaking I

sample

## Part 1 (CD Track S01)

### Reading Aloud

Try your best to pronounce unfamiliar words. Do not skip them.



### Before Speaking

Note the pronunciations of the following '-ing' words. For example:

- sleeping ➡ sleep / ping
- swimming ➡ swim / ming
- moving ➡ mov / ving
- racing ➡ rac / cing
- fighting ➡ fight / ting

Read the following text.

### My Favourite Toys


The brown bear is sleeping.

The yellow duck is swimming.

The train is moving round and round.

My toys are playing.

But I am doing my homework.





**Part 2** (CD Track S02)**Expression of Personal Experiences****Before Speaking**

Here is a list of vocabulary of different toys:

toy car

toy plane

toy ship

doll

puppet

robot

puzzle

chess

toy kitchen set

The teacher will ask you the following questions. Answer them.  
(The questions are not provided in the real assessment.)



1. What toys do you have?
2. Which is your favourite toy? Why?
3. Who plays with the toys with you?
4. Where do you keep your toys?
5. When do you play with your toys?

1. \_\_\_\_\_

2. \_\_\_\_\_

3. \_\_\_\_\_

4. \_\_\_\_\_

5. \_\_\_\_\_





| Part               | Score |
|--------------------|-------|
| 1A                 | / 7   |
| 1B                 | / 8   |
| 2                  | / 4   |
| <b>Total Score</b> | / 19  |

## Mock Papers

### Primary 2 (Second Term)

### English Language

### Listening

#### Instructions:

#### 學生須知：

- There are 8 pages in this Question-Answer Booklet. Answer all questions.  
本卷共有8頁，全部題目均須作答。
- Do not write in the margins.  
請勿在框線以外書寫。
- Time allowed is about 20 minutes.  
評估時限為20分鐘。
- The recording will be played continuously until the end of the Listening Assessment.  
話語內容會連續播放，直至完卷為止。
- Write your Name, Class and Class Number in the spaces below.  
在下面填寫學生姓名、班別及班號。

#### Instructions for answering questions:

#### 作答說明：

**Multiple Choice Questions** — Use an HB pencil to blacken the circle next to the correct answer. For example:

**選擇題** — 選出正確的答案，並用 HB 鉛筆把該項圓圈塗黑和塗滿，如：

☒ A      or      ☒ A    ☐ B    ☐ C    ☐ D  
☐ B  
☐ C      或  
☐ D

Name : \_\_\_\_\_  
學生姓名

Class : \_\_\_\_\_  
班別

Class No. : \_\_\_\_\_  
班號

**Part 1A** (CD Track M2L01)

***Miss Chan is telling her students a story.***

Listen to the first part of the story.

Choose the best answer by blackening the circle.

1. This story is about \_\_\_\_\_ .  
☐ A. Paul  
☐ B. Bon  
☐ C. Pond  
☐ D. Tom
2. The man is a \_\_\_\_\_ .  
☐ A. farmer  
☐ B. fisherman  
☐ C. fireman  
☐ D. policeman
3. The story takes place in a \_\_\_\_\_ .  
☐ A. city  
☐ B. town  
☐ C. village  
☐ D. country
4. Why are they always hungry?  
☐ A. They do not like eating.  
☐ B. They are poor.  
☐ C. They eat a lot.  
☐ D. They are sick.

Please do not write in the margin. 請勿在此書寫。

Please do not write in the margin. 請勿在此書寫。

**Part 2** (CD Track M2L03)

***Peter is talking to Miss Chan at recess.***

Listen to the conversation.

Choose the best answer by blackening the circle.

1. What story does Miss Chan tell Peter to read?

- ☐ A. *The First Friend*
- ☐ B. *Charlie's Friend*
- ☐ C. *The Last Friend*
- ☐ D. *The Friend*

2. How does Charlie always feel?

- |                                  |                                  |
|----------------------------------|----------------------------------|
| <input type="radio"/> ① happy    | <input type="radio"/> ② sad      |
| <input type="radio"/> ③ shy      | <input type="radio"/> ④ angry    |
| <input type="radio"/> A. 1 and 2 | <input type="radio"/> B. 2 and 3 |
| <input type="radio"/> C. 1 and 3 | <input type="radio"/> D. 2 and 4 |

3. What does Charlie meet next to the lake?

- |                                 |                                 |
|---------------------------------|---------------------------------|
| <input type="radio"/> A. a bird | <input type="radio"/> B. a duck |
| <input type="radio"/> C. a pig  | <input type="radio"/> D. a bear |

4. Where can Peter find the story?

- ☐ A. in a book
- ☐ B. in a newspaper
- ☐ C. online
- ☐ D. in a magazine

• **END OF PAPER** •

Please do not write in the margin. 請勿在此書寫。

Please do not write in the margin. 請勿在此書寫。



| Part        |   | Score |
|-------------|---|-------|
| Reading     | 1 | / 8   |
|             | 2 | / 6   |
|             | 3 | / 5   |
| Writing     | 4 | / 7   |
| Total Score |   | / 26  |

## Mock Papers

### Primary 2 (Second Term)

### English Language

### Reading and Writing

#### Instructions:

#### 學生須知：

- There are 16 pages in this Question-Answer Booklet. Answer all questions.  
本卷共有16頁，全部題目均須作答。
- Do not write in the margins.  
請勿在框線以外書寫。
- Time allowed is 30 minutes.  
評估時限為30分鐘。
- Write your Name, Class and Class Number in the spaces below.  
在下面填寫學生姓名、班別及班號。

#### Instructions for answering questions:

#### 作答說明：

**Multiple Choice Questions** — Use an HB pencil to blacken the circle next to the correct answer. For example:

**選擇題** — 選出正確的答案，並用 HB 鉛筆把該項圓圈塗黑和塗滿，如：

☒ A      or      ☒ A    ☐ B    ☐ C    ☐ D  
☐ B      或        
☐ C        
☐ D

**Other Questions** — Write your answers in the spaces provided:

**其他題目** — 在適當的位置內填寫答案

Name : \_\_\_\_\_  
學生姓名

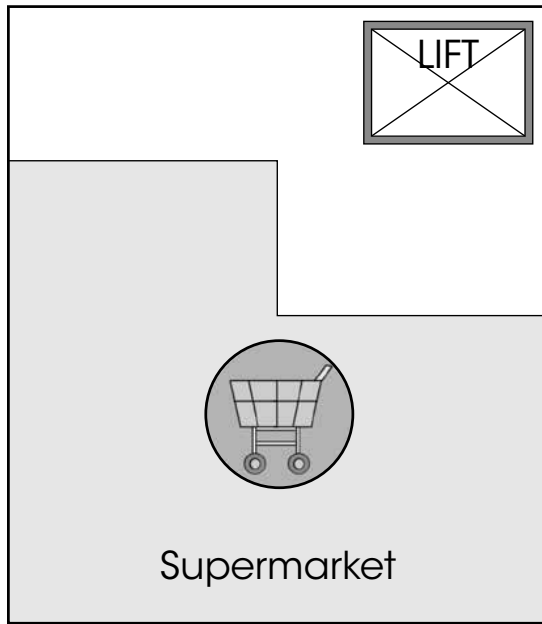
Class : \_\_\_\_\_  
班別

Class No. : \_\_\_\_\_  
班號

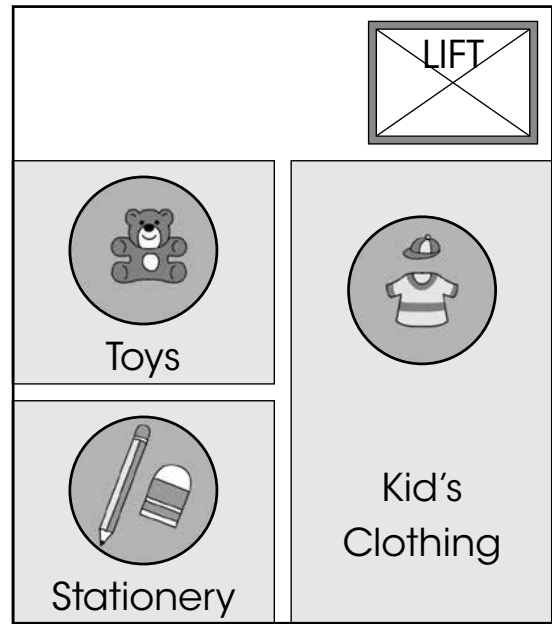
## Part 2

*The Lee family is at Anna Department Store. They are looking at the floor plan of the department store.*

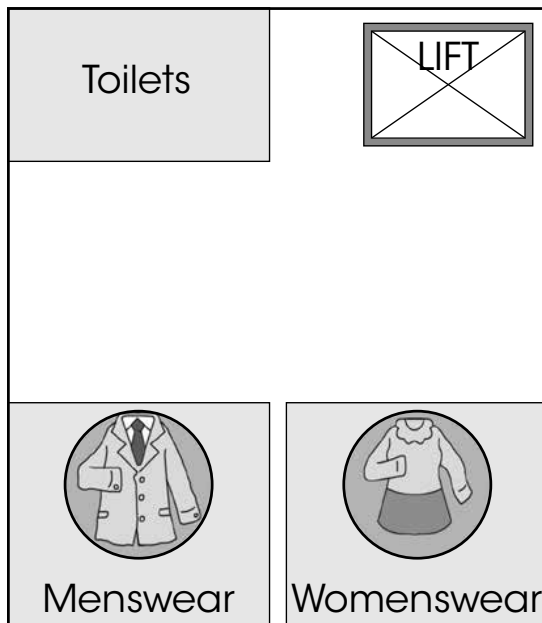
Read the floor plan.



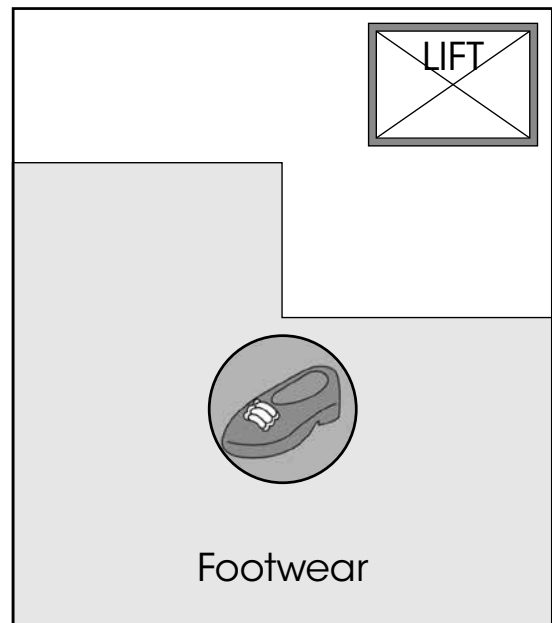
**G/F**



**1/F**



**2/F**



**3/F**

Please do not write in the margin. 請勿在此書寫。

Please do not write in the margin. 請勿在此書寫。

Choose the best answer by blackening the circle.

1. The Lees are on the second floor. They **CANNOT** buy \_\_\_\_\_ on this floor.
- ☐ A. a tie
  - ☐ B. a suit
  - ☐ C. a skirt
  - ☐ D. a flower pot
2. Grandma wants to buy some clothes for baby Rose. She can go to \_\_\_\_\_ .
- ☐ A. the ground floor
  - ☐ B. the first floor
  - ☐ C. the second floor
  - ☐ D. the third floor
3. The top floor of the department store sells \_\_\_\_\_ .
- ☐ A. shoes
  - ☐ B. caps
  - ☐ C. clothes
  - ☐ D. toys

Please do not write in the margin. 請勿在此書寫。

Please do not write in the margin. 請勿在此書寫。

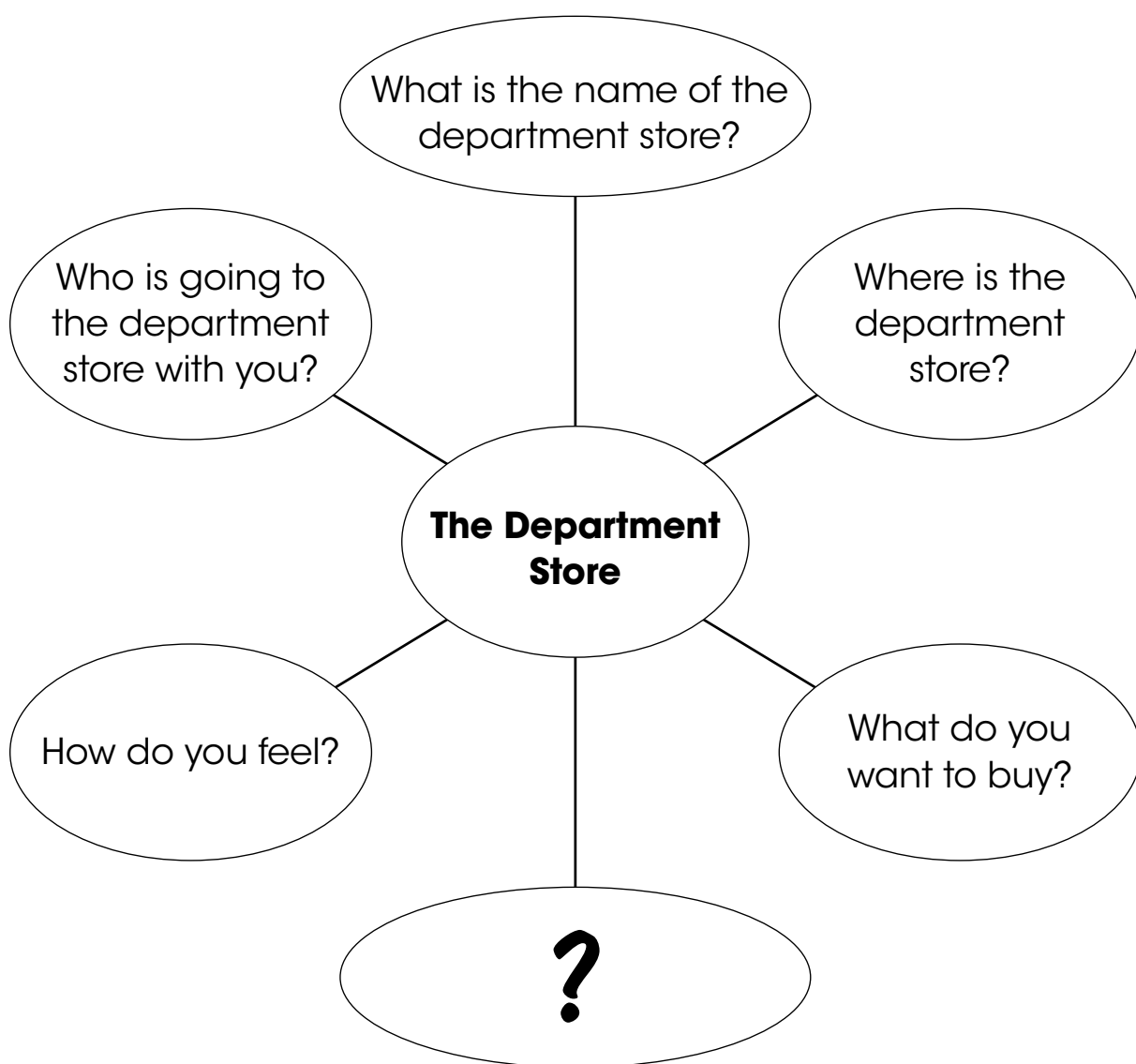


**Part 4**

*David is going to a department store tomorrow. He is writing a letter to tell his friend Kelly about it.*

Help David finish the letter in about 25 words.

You may use your own ideas or the following questions to help you:



Please do not write in the margin. 請勿在此書寫。

Please do not write in the margin. 請勿在此書寫。

| Part                                       | Score |
|--|-------|
| Part 1: Reading Aloud                      | / 4   |
| Part 2: Expression of Personal Experiences | / 4   |
| <b>Total Score</b>                         | / 8   |

**Mock Papers**  
**Primary 2 (Second Term)**  
**English Language**

**Speaking**

**Preparation Time : 2 minutes**  
**Assessment Time : 3 minutes**

| Part     | Assessment focuses of this Paper   |
|----------|--|
| <b>1</b> | <b>Reading Aloud</b> <ul style="list-style-type: none"> <li>• Reading aloud a text about a farm with appropriate pace, stress, rhythm and intonation</li> <li>• Showing a basic understanding of the text by reading aloud clearly and comprehensibly</li> <li>• Pronouncing simple and familiar words comprehensibly</li> </ul> |
| <b>2</b> | <b>Expression of Personal Experiences</b> <ul style="list-style-type: none"> <li>• Answering questions related to a farm</li> <li>• Providing short answers to short and simple questions</li> </ul>   |

Name : \_\_\_\_\_  
 學生姓名

Class : \_\_\_\_\_  
 班別

Class No. : \_\_\_\_\_  
 班號

**Part 1** (CD Track M2S01)***Reading Aloud***

Read the following text.

**On the Farm**

I am on the farm near my home.

There are chickens.

They lay eggs.

There are sheep.

They eat grass.

There are ducks.

They swim in the pond.

The animals are lovely.

**Part 2** (CD Track M2S02)***Expression of Personal Experiences***

The teacher will ask you some questions. Answer them.

• **END OF PAPER** •