

9 Strategies for Mastering Clozes 4

**Compulsory Section**



**Travelling Around**

1	Rules on the Street	6
2	Letter for My Pen Pal	8
3	Susan and Her Puppy	10



**Events and Festivals**

4	Favourite Festival	12
5	Family Barbecue	14
6	Go Camping	16



**Nature**

7	Four Seasons	18
8	My Pets	20
9	Becky the Parrot	22



**School**

10	Better School	24
11	Changes	26
12	My Classmate	28
13	New School	30



**Fun and Games**

14	Knowing a Book	32
15	Baking Recipe	34
16	Who Writes the Best?	36



**Things around Us**

17	Manners	38
18	Helping at Home	40
19	Complain about the Park	42

**Daily Life**

20	Jill's Activities	44
21	Email to Uncle Teddy	46
22	Visiting Grandparents	48
23	Mary's Week	50

**Family and Friends**

24	Mum's Message	52
25	Becky's Family	54
26	Letter to Aunt Ivy	56
27	Dream Job	58
28	My Best Friend	60

**Food and Drinks**

29	What's for Breakfast?	62
30	Birthday Party	64

**Advanced Section**

31	 Buying a Birthday Present	66
32	 Funfair	68
33	 What I Wear	70
34	 How They Behave	72
35	 Book Sharing	74
36	 A Good Helper	76
37	 Recent Life	78
38	 The Lees' Rules	80
39	 Yummy Food	82
40	 School Happenings	84

**Challenge Section**

Open Cloze 1 – 3

86



## Part 1 My Vocabulary

Here is the key vocabulary in this unit.

### Nouns about things on the street

1. entrance – 入口

[e.g.] I go in through the entrance.

2. escalator – 扶手電梯

[e.g.] I get on the escalator with my mother.




3. exit – 出口

[e.g.] I go out through the exit.

4. footbridge – 行人天橋

[e.g.] I use the footbridge to get to the other side of the road.



5. traffic light – 交通燈

[e.g.] The traffic light turns green, so the cars go.

6. zebra crossing – 斑馬線

[e.g.] I use the zebra crossing to cross the road.

### Verbs / Verb phrases

7. enter – 進入

[e.g.] I enter the room through the door.

8. line up – 排隊


[e.g.] I line up for the bus at the bus stop.

## Part 2 Cloze Passage

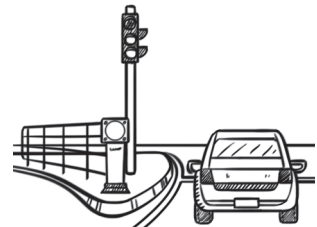
Complete the rules with the correct form of the words in Part 1.

### Rules on the Street


1 A. Use the ① \_\_\_\_\_ to cross the road.



5 B. The ② \_\_\_\_\_ turns red, so the cars stop.



C. Wait for the cars to stop. Then cross the ③ \_\_\_\_\_.



10 D. ④ \_\_\_\_\_ to take the minibus. Do not jump the line.



E. Go into a place through the ⑤ \_\_\_\_\_.

F. Do not ⑥ \_\_\_\_\_ places with this sign.



15 G. Hold onto the handrail of the ⑦ \_\_\_\_\_.



H. Leave a place through the ⑧ \_\_\_\_\_.



## Part 1 Cloze Passage

Complete the story with the given words.

- escalator
- MTR station
- present
- queue
- sportswear shop
- storybook
- sweets
- trainers

1 Andrew is going to Peter's birthday party. He wants to bring a ① \_\_\_\_\_ so he goes to Rainbow Shopping Mall by MTR. The mall is above the

② \_\_\_\_\_.

5 Andrew is at the MTR station. He goes up to the mall on the ③ \_\_\_\_\_. He sees a sweet shop. He goes in and buys some ④ \_\_\_\_\_.

⑤ \_\_\_\_\_ on the first floor. Andrew goes in and tries on some ⑥ \_\_\_\_\_.

10 Then Andrew goes up to the book shop on the second floor. There is a sale! A lot of people ⑦ \_\_\_\_\_ to buy books. Andrew picks a ⑧ \_\_\_\_\_ for Peter. He knows Peter must love it.





## Part 2 Reading Comprehension

### A. Choose the best answer by blackening the circle.

1. What does Andrew want to do at the shopping mall?  
 A. go to Peter's party       B. do exercise  
 C. buy a present       D. read some books
2. How does Andrew go to the shopping mall?  
 A. by bus       B. by MTR  
 C. by taxi       D. by minibus
3. What does Andrew buy in the end?  
 A. sweets       B. sweets and trainers  
 C. sweets and a present       D. nothing
- ④ 4. Which of the following is **TRUE**?  
 A. Andrew is going to have his birthday party.  
 B. Andrew goes to buy a present for his mum.  
 C. Andrew buys sweets on the first floor in the mall.  
 D. Andrew chooses a storybook for Peter.

### B. Fill in the directory of Rainbow Shopping Mall.

Rainbow Shopping Mall Directory	
2 / F	⑤
1 / F	⑥
G	⑦
LG	MTR station

# Comprehension and Cloze

英文篇章理解及填充

# 40

# 家長天書

P.2

- 「文章大意」扼要說明各課文章大意及結構
- 提供參考答案及難題詳解





## Rules on the Street

### 文章大意

這是有關在街上要留意的規則 (rules)，講述一些在街道上、馬路上和室內的規則。

### 答案

- |                   |                  |
|-------------------|------------------|
| 1. footbridge     | 2. traffic light |
| 3. zebra crossing | 4. Line up       |
| 5. entrance       | 6. enter         |
| 7. escalator      | 8. exit          |

6. 橫線後面是 'places with this sign'。'This sign' 是指旁邊的圖，圖是禁止進入的標示，所以答案是 'enter' (進入)，注意 'Do not' 後的動詞是原形動詞。



## Letter for My Pen Pal

### 文章大意

這篇是一封信 (letter)，是 Mandy 寫給 Jane 的。信件的上款會有收信人 (即 Jane) 的名字，然後信件的主體，Mandy 告訴 Jane 她度過了美好的一天，最後以寫信人的名字 (即 Mandy) 作下款。

### 答案

- |               |               |
|---------------|---------------|
| 1. present    | 2. gift shop  |
| 3. sweet shop | 4. sweets     |
| 5. cinema     | 6. book shop  |
| 7. storybook  | 8. restaurant |

6. 橫線緊接着的一句 'I love stories so I want to buy ...'，Mandy 喜歡故事，換言之答案是與書籍有關的地方，所以是 book shop。

7. 橫線緊接着的一句 'Mum reads it for me before I go to sleep'，媽媽會在 Mandy 睡覺前講給她聽，前面有提及 'I love stories'，Mandy 喜歡故事，所以答案是 'storybook' (故事書)。



## Susan and Her Puppy

### 文章大意

這篇是一篇故事 (story)，講述 Susan 原想帶着她的小狗 Bobo 到別處的公園，可是 Bobo 不能進入港鐵站，所以帶着 Bobo 到商場購物。